

Product range



siegling propipe

feeder and haul-off belts



siegling propipe

feeder and haul-off belts

Powerful and gentle

Regardless of the forces involved: with splice-free tension members and vulcanised top faces, Siegling Propipe will gently, but reliably get all finished and semi-finished products on the move. Their extreme resistance to abrasion ensures both long service lives and economical operation.

There are two specialised series of Siegling Propipe belts:

As **feeder belts** for wide belt sanders, planers and brushing machines, they play a key role in exact and efficient board material processing. As **haul-off belts** they guide, lay and haul cables of all types, extruded profiles, steel cords, pipes and hoses with a high degree of precision.

Contents

Siegling Propipe Feeder belts for board processing	4
Siegling Propipe Haul-off belts for haul-off units	6

The properties

high level of drag



dimensionally stable



low drag underside



long service life



flexible lengthways



The advantages

excellent grip with no creep

reliable and maintenance free

smooth tracking, low energy loss

economical to run

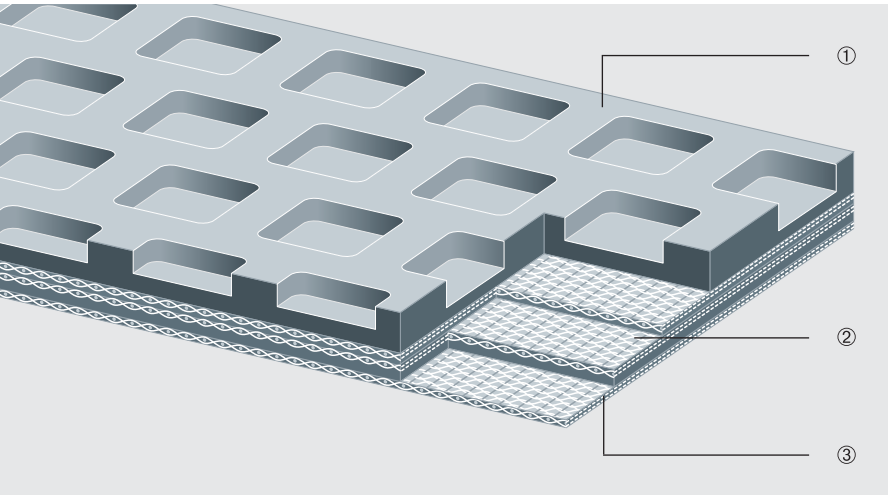
low power consumption



MOVEMENT SYSTEMS

siegling propipe

Feeder belts for board and panel processing



① **Top face** | Perfect adaption of hardness and elasticity to the process concerned, due to different shore hardness and patterns.


② **Tension member** | Tension member without splice and low lengthways elongation in four different strengths.

③ **Underside** | Low drag, abrasion-resistant underside.

As a feeder belt for wide belt sanders, planers and brushing machines in the wood and metal working industry, Siegling Propipe plays a key role in the exact and efficient manufacture of board products.

Siegling Propipe belts are totally flat and the same thickness. With different surface patterns and hardness, we have the right belt type for any kind of material or process.

Made to precise tolerances in the dimensions you specify.



Product range

Type designation

Strength category*	Type designation				Thickness [mm]	Work load [N/mm]	Elongation at fitting [%]	d _{min} [mm]
	Pattern	Colour**	40 Shore [A]	50 Shore [A]				
S	AP25	GY	●	●	7	12	1.5	90
S	AP25	BK	●	●	7	12	1.5	90
S	AN25	GY	●	●	7	12	1.5	90
S	QN10	GY	●	●	7	12	1.5	90
S	QN15	GY	●	●	7	12	1.5	90
S	RN12	GY	●	●	7	12	1.5	90
S	RN12	BK	●	●	7	12	1.5	90
S	RN20	GY	●	●	7	12	1.5	90
L	AP25	GY	●	●	8	20	1.4	100
L	AP25	BK	●	●	8	20	1.4	100
L	AN25	GY	●	●	8	20	1.4	100
L	QN10	GY	●	●	8	20	1.4	100
L	QN10	BK	●	●	8	20	1.4	100
L	QN15	GY	●	●	8	20	1.4	100
L	RN12	GY	●	●	8	20	1.4	100
L	RN12	BK	●	●	8	20	1.4	100
L	RN20	GY	●	●	8	20	1.4	100
L	TN15	GY	●	●	8	20	1.4	100
M	AP25	GY	●	●	10	22	1.2	120
M	AP25	BK	●	●	10	22	1.2	120
M	AN25	GY	●	●	10	22	1.2	120
M	QN10	GY	●	●	10	22	1.2	120
M	QN15	GY	●	●	10	22	1.2	120
M	RN12	GY	●	●	10	22	1.2	120
M	RN20	GY	●	●	10	22	1.2	120
P	AP25	GY	●	●	11	30	1.3	150
P	AN25	GY	●	●	11	30	1.3	150
P	QN10	GY	●	●	11	30	1.3	150
P	QN15	GY	●	●	11	30	1.3	150
P	RN12	GY	●	●	11	30	1.3	150
P	RN20	GY	●	●	11	30	1.3	150

Dimensions produced

Length min. (width ≤ 600 mm)	1740 mm
Length min. (width > 600 mm)	1870 mm
Length max. (standard)	5765 mm
Length max. (special dimensions)	24000 mm
Width max. (standard)	1360 mm
Width max. (special dimensions)	2200 mm

Tolerances

Internal length	≤ 5000 mm	+ 0.5/-1 %
	> 5000 mm	± 1 %
Width	≤ 2000 mm	± 1 %, min. 3 mm
Thickness		± 0.5 mm

Key

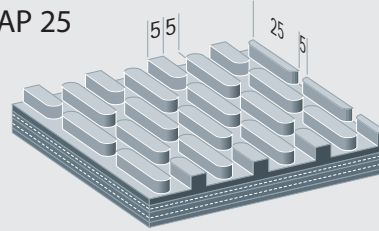
* Tension member	Underside
S = single-ply polyester fabric	+ polyester fabric
L = double-ply polyester fabric	+ polyester fabric
M = double-ply polyester fabric	+ cotton fabric
P = triple-ply polyester fabric	+ polyester fabric (cotton on request)

** GY = grey
Very shock and tear proof, resists pressure with high level of drag.

BK = black
Same properties as GY, but also antistatic in accordance with DIN 22104. A further black recipe resistant to oil and grease is also available on request.

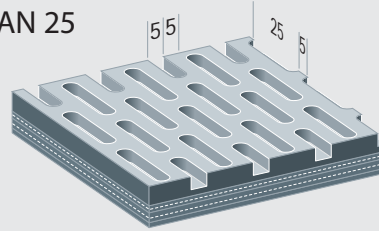
Patterns (Scale 1:2)

AP 25



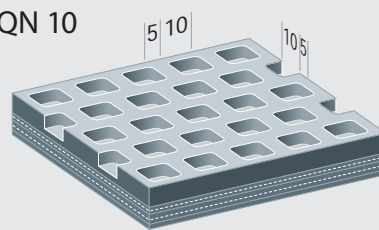
For finishing and polishing; with excellent adhesive properties

AN 25



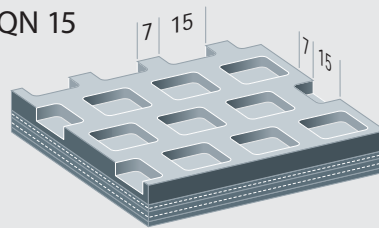
Especially for edge polishers, or narrow belt sanders.

QN 10



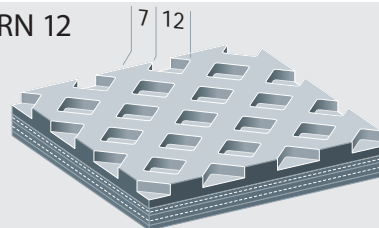
Even surface with good resistance to pressure and good grip.

QN 15



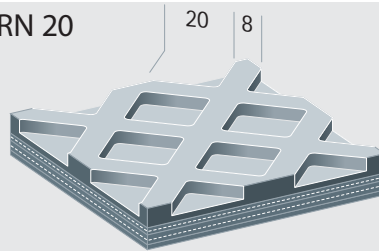
Even surface, especially good for precision processing.

RN 12



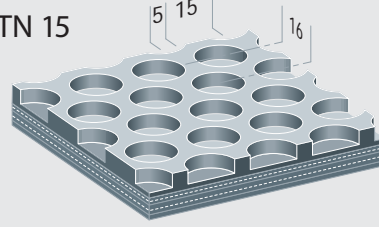
Particularly resistant to pressure, good grip in vacuum systems.

RN 20



Very good grip in vacuum systems.

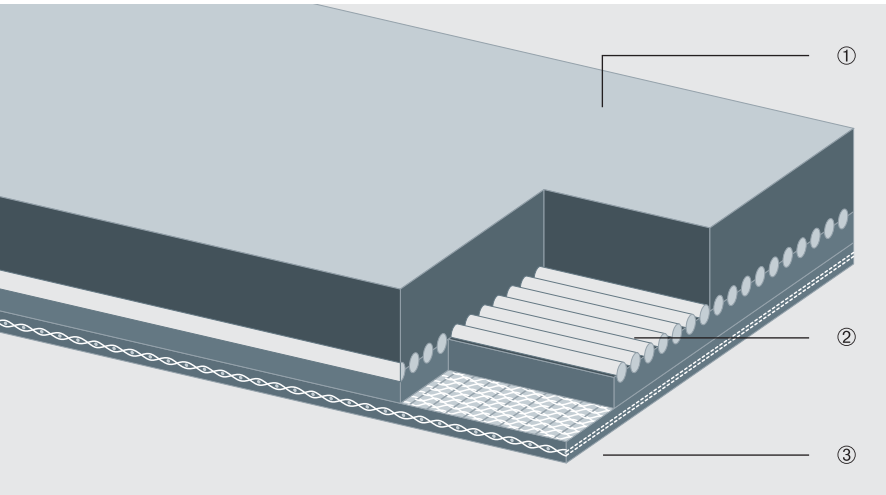
TN 15



Even surface with good resistance to pressure and good grip.

siegling propipe

Haul-off belts for haul-off units



① **Top face** | Perfect adaption to the process concerned, due to different surfaces and profiles.

② **Tension member** | Helically-wound endless tension member with low lengthways elongation in two different strengths.

③ **Underside** | High-slip, abrasion-resistant underside.

As haul-off belts, Siegling Propipe belts guide, lay and haul cables of all types, extruded profiles, steel cords, pipes and hoses very accurately.

Siegling Propipe belts are completely flat and the same thickness. To avoid deforming the goods conveyed, lengthways grooves can also be applied. Because the belt pairs are the same length, they can be tensioned simultaneously.

They are made to precise tolerances to the dimensions you specify.




Product range

Type designation

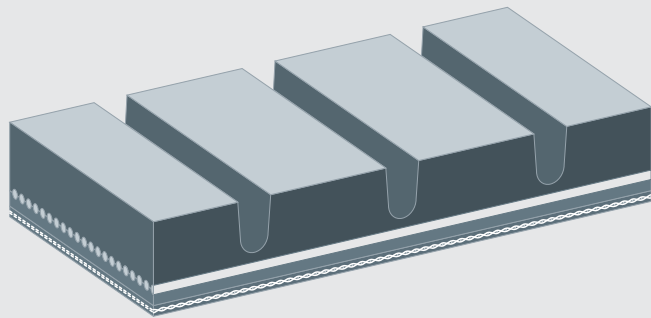
	Strength [N/cm]*	Shore hardness [A]	Thickness [mm]	Surface**	d_{min} [mm]
TP	800	65	15	GL	250
TP	800	65	15	LG	250
TP	800	65	16	GL	250
TP	800	65	16	LG	250
TP	800	65	18	GL	250
TP	800	65	18	LG	250
TP	800	65	20	GL	330
TP	800	65	20	LG	330
TP	800	65	22	GL	330
TP	800	65	22	LG	330
TP	800	65	25	GL	330
TP	800	65	25	LG	330
TP	1250	65	12	GL	350
TP	1250	65	12	LG	350
TP	1250	65	15	GL	350
TP	1250	65	15	LG	350
TP	1250	65	16	GL	350
TP	1250	65	16	LG	350
TP	1250	65	18	GL	350
TP	1250	65	18	LG	350
TP	1250	65	20	GL	400
TP	1250	65	20	LG	400
TP	1250	65	22	GL	400
TP	1250	65	22	LG	400
TP	1250	65	25	GL	400
TP	1250	65	25	LG	400

Profiles, surfaces

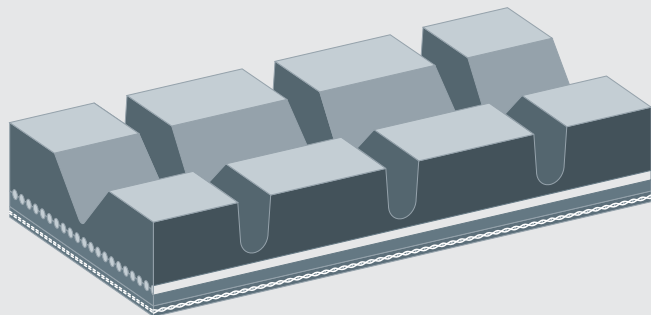
Example 1 · Smooth surface (GL)



Example 2 · Lateral grooves (LG)



Example 3 · Individual grooves possible on request



Dimensions produced

Length min.	1740 mm
Length max.	19000 mm
Width min.	50 mm
Width max.	300 mm
Thickness (standard)	12 – 25 mm
Thickness max. (special dimensions)	30 mm

Tolerances

Length endless	≤ 5000 mm	+0/- 0.5 %
	> 5000 mm	± 0.5 %
Width	≤ 200 mm	+ 3/-0 mm
	> 200 mm	+ 4/-0 mm
Thickness		+ 2/-0 mm

Key

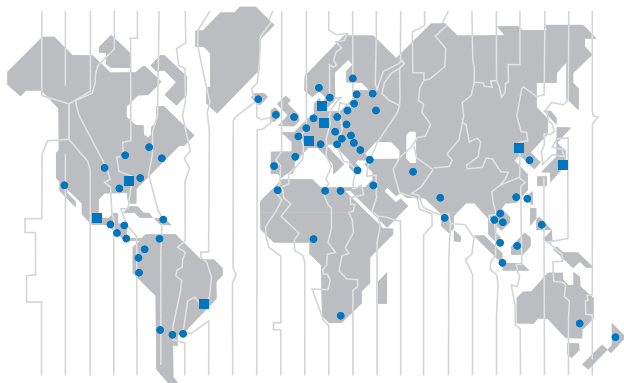
* Strength 800 [N/cm] with polyester tension member
Strength 1250 [N/cm] with aramide tension member

** **GL** = Smooth surface
LG = Lateral grooves

Siegling – total belting solutions

Committed staff, quality-orientated organisation and production processes ensure the constantly high standards of our products and services. The Forbo Siegling Quality Management System is certified in accordance with DIN EN ISO 9001:2000.

In addition to product quality, environmental protection is an important corporate goal. Early on we also introduced an environmental management system, certified in accordance with ISO 14001.



Forbo Siegling Service – anytime, anywhere

In the company group, Forbo Siegling employs more than 1900 people worldwide. Our production facilities are located in eight countries; you can find companies and agencies with stock and workshops in more than 50 countries. Forbo Siegling service centres provide qualified assistance at more than 300 locations throughout the world.